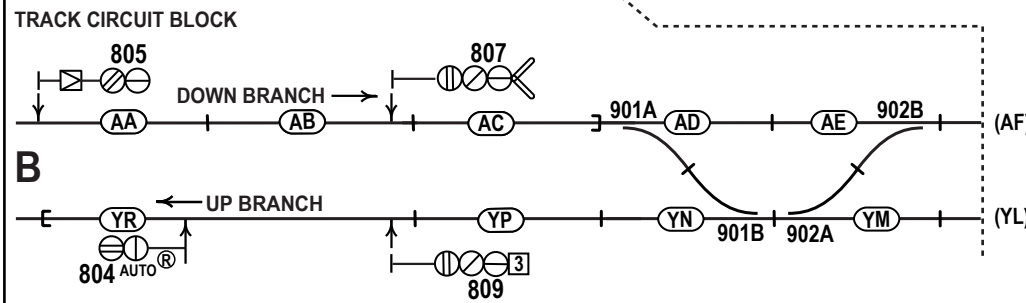
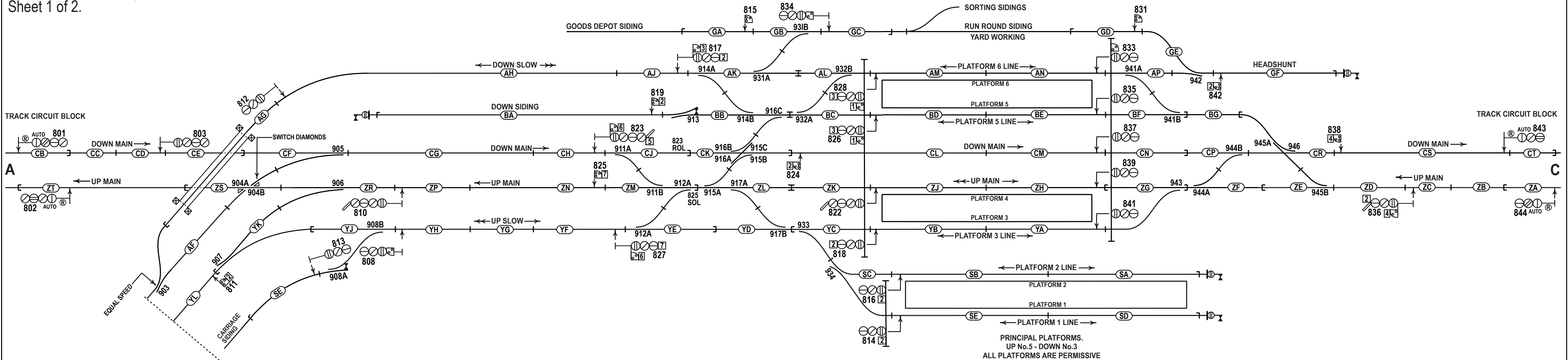


# Institution of Railway Signal Engineers

2018 Examination. Layout 3. For use with Module 3.  
Sheet 1 of 2.

Sheet 1 of 2.



# Institution of Railway Signal Engineers

2018 Examination. Layout 3. For use with Module 3.  
Sheet 2 of 2.

## ROUTE BOXES (Note that not all symbols shown are necessarily used on this layout).

Identity	123	Signal identity number.	A,B...	Routes identified left to right.
Class	M	Main (unrestricted aspect)	Y/G/Y	Main CL aspect
	W	Warning (restricted aspect)	DEL	Main CL Y aspect delayed
	C	Calling on (route occupied)	SUB	Subsidiary (PLS) with main red
	S	Shunt (from main signal)	SUB	Subsidiary (PLS) with main red
Indication	JI	Position light junction indicator with Main aspect		
	SI	Standard indicator with Main aspect		
Junction or Approach Controls	MAF	Main aspect free of approach control		
	MAR	Main aspect approach controlled from red		
	DEL	Aspect delayed until approach controls satisfied		

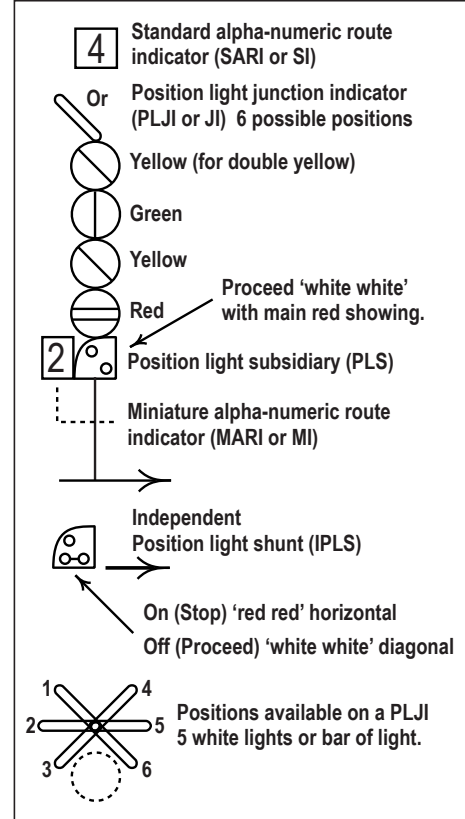
\*IPLSs only show a proceed aspect 'Off' for a shunt route, the shunt route boxes do not show class or aspect

## PLAN SYMBOLS (Not all used)

Limit of continuous track sections		Signal without stop aspect	
Limit of standard overlap		Automatic stop signal	
Limit of restricted overlap		Automatic working control	
Limit of shunt overlap		Signal replacement control	
Limit of phantom overlap		Track section interrupter	
Limit of shunt phantom overlap		Clearance point	

Assume where tracks become parallel

## FORM OF SIGNAL SYMBOLS



807	DOWN BRANCH			Main Running Signal				
	Class	Route	Dest	Asp	Indn	Indr	Con	
	A	M	DOWN SLOW	817	Y/G	POS 1	PLJI	MAF
	B	M	DOWN MAIN	823	Y/G			
C	M	UP SLOW	827	Y/G	POS 4	PLJI	MAF	

807C PRESETS 811B AS A PRECEDING SHUNT.

809	UP BRANCH			Main Turnback Signal			
	Class	Route	Dest	Asp	Indn	Indr	Con
	A	M	DOWN SLOW	817	Y/G	DS	SI
	B	M	DOWN MAIN	823	Y/G	DM	SI
C	M	UP SLOW	827	Y/G	US	SI	

809C PRESETS 811B AS A PRECEDING SHUNT.

808	UP SLOW			Main Running Signal			
	Class	Route	Dest	Asp	Indn	Indr	Con
	B	M	UP BRANCH	804	Y/G		
	A	S	CARRIAGE SIDING	SDG	SUB		DEL

810	UP MAIN			Main Running Signal			
	Class	Route	Dest	Asp	Indn	Indr	Con
	B	M	UP MAIN	802	Y/G/Y		
	A	M	UP BRANCH	804	Y/G/Y	POS1	PLJI

823	DOWN MAIN			Main Running Signal				
	Class	Route	Dest	Asp	Indn	Indr	Con	
	A	M	PLATFORM 6 LINE	833	Y/G/Y	6	SI	MAR
	A	C	PLATFORM 6 OCC	833	SUB	6	MI	DEL
	B	M	PLATFORM 5 LINE	835	Y/G/Y	POS 1	PLJI	MAR
	B	C	PLATFORM 5 OCC	835	SUB	5	MI	DEL
	C	M	DOWN MAIN	837	Y/G/Y			
	D	M	PLATFORM 4 LINE	839	Y/G/Y	4	SI	MAR
	D	C	PLATFORM 4 OCC	839	SUB	4	MI	DEL
	E	M	PLATFORM 3 LINE	841	Y/G/Y	3	SI	MAR
	E	C	PLATFORM 3 OCC	841	SUB	3	MI	DEL
	F	M	PLATFORM 2 LINE	BAY	Y	2	SI	MAR
	F	C	PLATFORM 2 OCC	BAY	SUB	2	MI	DEL
G	M	PLATFORM 1 LINE	BAY	Y	1	SI	MAR	
G	C	PLATFORM 1 OCC	BAY	SUB	1	MI	DEL	

803	DOWN MAIN			Main Running Signal			
	Class	Route	Dest	Asp	Indn	Indr	Con
	A	M	DOWN MAIN	823	Y/G/Y		
A	W	DOWN MAIN WARN	823	DEL Y			

817	DOWN SLOW			Main Running Signal				
	Class	Route	Dest	Asp	Indn	Indr	Con	
	A	S	RUN ROUND SIDING	SDG	SUB	SDG	MI	DEL
	B	M	PLATFORM 6 LINE	833	Y/G	6	SI	
	B	C	PLATFORM 6 OCC	833	SUB	6	MI	DEL
C	M	PLATFORM 5 LINE	835	Y/G	5	SI		
C	C	PLATFORM 5 OCC	835	SUB	5	MI	DEL	

828	PLATFORM 6 LINE			Main Running Signal			
	Class	Route	Dest	Asp	Indn	Indr	Con
	D	M	DOWN SLOW	812	Y/G	DS	SI
	C	M	DOWN SIDING	SDG	SUB	SDG	MI
B	S	UP MAIN	810	Y/G	UM	SI	
A	M	UP SLOW	808	Y/G	US	SI	

826	PLATFORM 5 LINE			Main Running Signal				
	Class	Route	Dest	Asp	Indn	Indr	Con	
	D	M	DOWN SLOW	812	Y/G	DS	SI	
	C	M	DOWN SIDING	SDG	SUB	SDG	MI	DEL
	B	S	UP MAIN	810	Y/G	UM	SI	
A	M	UP SLOW	808	Y/G	US	SI		

827	DOWN SLOW			Main Running Signal				
	Class	Route	Dest	Asp	Indn	Indr	Con	
	A	M	PLATFORM 6 LINE	833	Y/G	6	SI	
	A	C	PLATFORM 6 OCC	833	SUB	6	MI	DEL
	B	M	PLATFORM 5 LINE	835	Y/G	5	SI	
	B	C	PLATFORM 5 OCC	835	SUB	5	MI	DEL
	C	M	DOWN MAIN	837	Y/G	DM	SI	
	D	M	PLATFORM 4 LINE	839	Y/G	4	SI	
	D	C	PLATFORM 4 OCC	839	SUB	4	MI	DEL
	E	M	PLATFORM 3 LINE	841	Y/G	3	SI	
	E	C	PLATFORM 3 OCC	841	SUB	3	MI	DEL
	F	M	PLATFORM 2 LINE	BAY	Y	2	SI	
	F	C	PLATFORM 2 OCC	BAY	SUB	2	MI	DEL
G	M	PLATFORM 1 LINE	BAY	Y	1	SI		
G	C	PLATFORM 1 OCC	BAY	SUB	1	MI	DEL	

811	UP BRANCH		Shunting Signal	
	Route	Dest	Indn	
	A	UP MAIN TO 825 OFF	825	UM
B	UP SLOW	827	US	

819	DOWN SIDING		Shunting Signal	
	Route	Dest	Indn	
	A	PLATFORM 6 LINE	833	6
B	PLATFORM 5 LINE	835	5	

824	DOWN MAIN		Shunting Signal	
	Route	Dest	Indn	
	B	UP MAIN	810	UM
A	UP SLOW	808	US	

825	UP MAIN		Shunting Signal	
	Route	Dest	Indn	
	A	PLATFORM 6	833	6
	B	PLATFORM 5	835	5
	C	DOWN MAIN	837	DM
	D	UP MAIN (PLAT 4)	839	4
	E	PLATFORM 3	841	3
F	PLATFORM 2	BAY	2	
G	PLATFORM 1	BAY	1	

842	HEADSHUNT		Shunting Signal	
	Route	Dest	Indn	
	B	RUN ROUND SDG	SDG	SDG
A	PLATFORM 6 LINE	828	6	

838	DOWN MAIN		Shunting Signal	
	Route	Dest	Indn	
	D	PLATFORM 6 LINE	828	6
	C	PLATFORM 5 LINE	826	5
	B	UP MAIN (PLAT 4)	822	4
A	PLATFORM 3 LINE	822	3	

833	PLATFORM 6			Main Running Signal			
	Class	Route	Dest	Asp	Indn	Indr	Con
	A	S	HEADSHUNT	SDG	SUB		DEL
	B	M	DOWN MAIN	843	Y/G		

836	UP MAIN			Main Running Signal				
	Class	Route	Dest	Asp	Indn	Indr	Con	
	D	M	PLATFORM 6 LINE	828	Y/G	6	SI	MAR
	D	C	PLATFORM 6 OCC	828	SUB	6	M1	DEL
	C	M	PLATFORM 5 LINE	826	Y/G	5	SI	MAR
	C	C	PLATFORM 5 OCC	826	SUB	5	M1	DEL
	B	M	PLATFORM 4 LINE	822	Y/G			
	B	C	PLATFORM 4 OCC	822	SUB	4	M1	DEL
	A	M	PLATFORM 3 LINE	818	Y/G	POS1	PLJI	MAR
	A	C	PLATFORM 3 OCC	818	SUB	3	M1	DEL

814	PLATFORM 1			Main Running Signal			
	Class	Route	Dest	Asp	Indn	Indr	Con
	B	M	UP MAIN	810	Y/G	UM	SI
A	M	UP SLOW	808	Y/G	US	SI	

816	PLATFORM 2			Main Running Signal			
	Class	Route	Dest	Asp	Indn	Indr	Con
	B	M	UP MAIN	810	Y/G	UM	SI
A	M	UP SLOW	808	Y/G	US	SI	

834	RUN ROUND SIDING			Main Running Signal			
	Class	Route	Dest	Asp	Indn	Indr	Con
	B	S	GOODS DEPOT	SDG	SUB		
A	M	DOWN SLOW	812	Y/G			

822	UP MAIN			Main Running Signal			
	Class	Route	Dest	Asp	Indn	Indr	Con
	B	M	UP MAIN	810	Y/G/Y		
	A	M	UP SLOW	808	Y/G/Y	POS 1	JI

818	PLATFORM 3			Main Running Signal			
	Class	Route	Dest	Asp	Indn	Indr	Con
	B	M	UP MAIN	810	Y/G	UM	SI
	A	M	UP SLOW	808	Y/G	US	SI